



# *TSK II Series*

## *IN-LINE CENTRIFUGAL DUCT FAN*

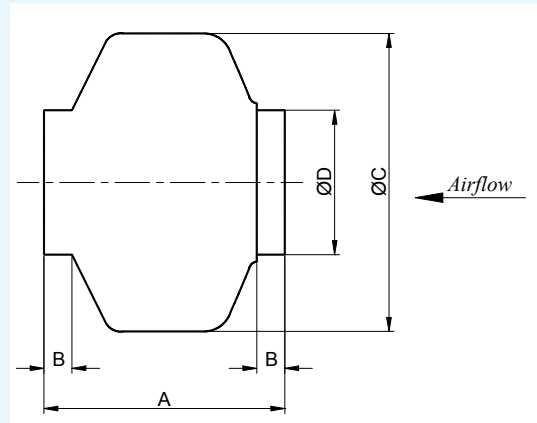


# In-Line Centrifugal Duct Fan – TSK II Series

KRUGER

- TSK II series are designed for direct in-line connection with industrial circular ducting of standard diameter.
- Suitable for applications in residential, commercial and industrial exhaust and supply ventilation such as bathrooms, kitchens, offices, factories, shops, bars, gymnasiums, restaurants etc.
- Complete range of inlet and outlet diameters to allow installations in most standard sizes of commercial ducts.
- The motor and impeller assembly are suitable for operation at any angle and deliver exceptional airflow performances against the high static pressures typically found in ducted ventilation systems.
- All TSK II series fan casing are manufactured from corrosion resistant pressed galvanised sheet steel.
- Non-stalling backward curved impeller which is factory matched to the corresponding external rotor motor and dynamically balanced to ISO 1940 standards for vibration free operation.
- All models are supplied as standard with a remotely mounted wiring junction box to provide the installer with a completely flexible choice for positioning and installation.
- Motors of this TSK II series are fully speed controllable using electronic or auto-transformer voltage control regulators.
- Enclosed, single phase, 230V, 50/60 Hz external rotor type, motors included sealed for life ball bearing assemblies and Class B, IP44 protection with an internal automatic reset safety thermal overload protection device as standard.
- Operating temperature - 40 °C to +40 °C

## Dimensions



Model	A	B	ØC	ØD	Wt (kg)
TSK II 100L	194	23	243	98	3
TSK II 125L	195	27	243	123	3
TSK II 160L	222	28	333	157	5
TSK II 200L	223	25	333	198	5
TSK II 250L	206	27	333	248	6
TSK II 315L	230	25	401	312	8



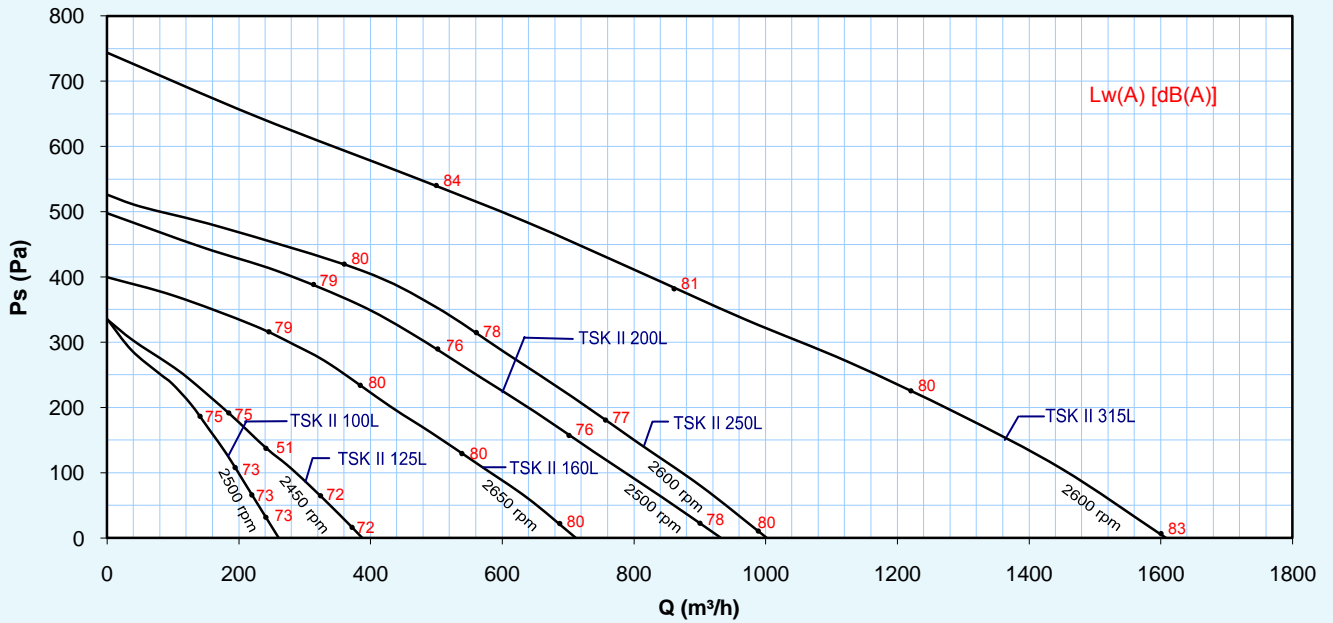
Kruger Ventilation Industries Pte Ltd certifies that the **TSK II series** shown herein is licensed to bear the AMCA Seal. The ratings shown are based on tests and procedures performed in accordance with AMCA publication 211 and AMCA publication 311 and comply with the requirements of the AMCA Certified Ratings Program.

## Technical Data

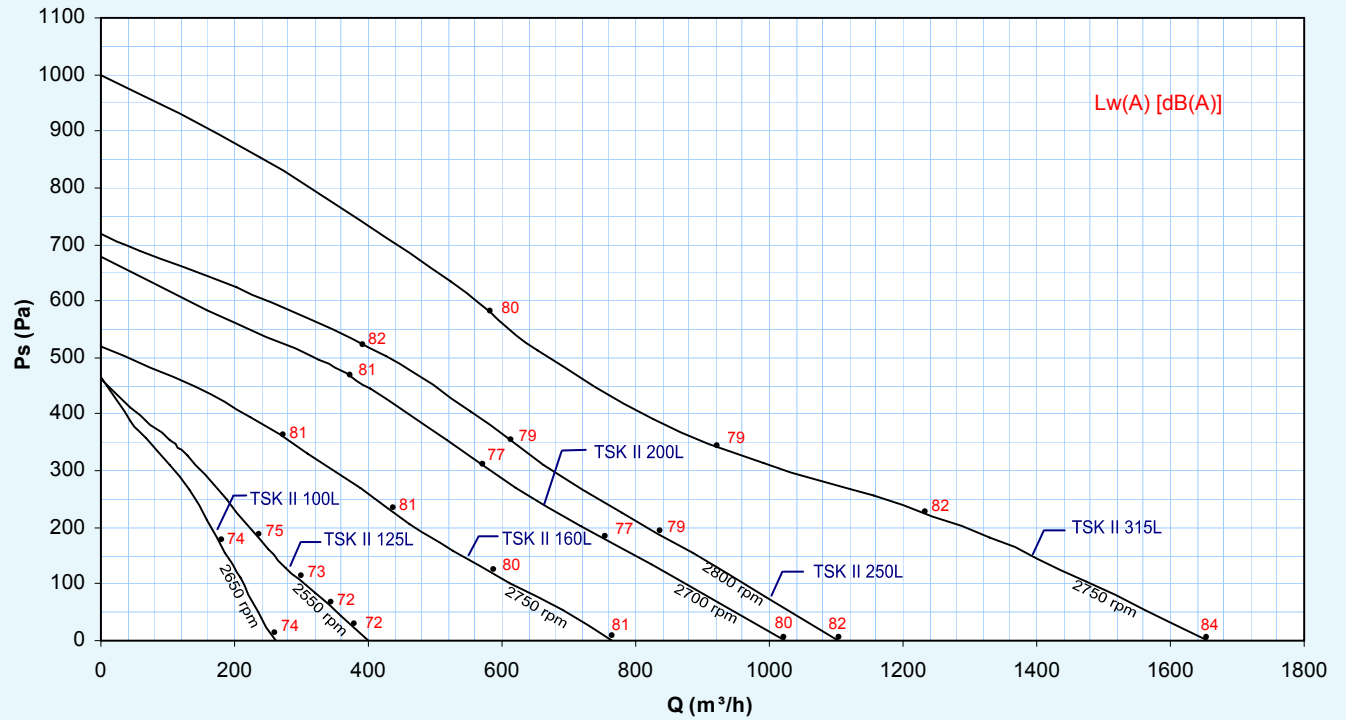
Model	Max Q m3/h	Max Input Power W	Motor Protection	Phase	N° Pole	Hz	Max Amp	Insulation Class	dB (A) at 3m	RPM
TSK II 100L	265/267	73/91	IP44	1	2	50/60	0.33/0.35	B	52/53	2500/2650
TSK II 125L	395/400	75/95	IP44	1	2	50/60	0.35/0.38	B	51/51	2450/2550
TSK II 160L	726/780	121/178	IP44	1	2	50/60	0.55/0.60	B	59/60	2650/2750
TSK II 200L	950/1045	141/201	IP44	1	2	50/60	0.72/0.80	B	57/58	2500/2700
TSK II 250L	1020/1125	140/212	IP44	1	2	50/60	0.80/0.82	B	59/61	2600/2800
TSK II 315L	1609/1688	300/352	IP44	1	2	50/60	1.45/1.50	B	60/63	2600/2750

- Speed (RPM) shown is nominal. Performance is based on actual speed of test.
- Performance ratings do not include the effects of appurtenances (accessories).
- dB(A) at 3m with ducted inlet and outlet at free field conditions.
- dB(A) sound pressure levels are not licensed by AMCA International.

Performance Data - 50Hz



Performance Data - 60Hz



- Speed (RPM) shown is nominal. Performance is based on actual speed of test.
- Performance ratings do not include the effects of appurtenances (accessories).
- The A-weighted sound ratings shown have been calculated per AMCA International Standard 301. Values shown are for inlet LwiA sound power levels for installation type D: ducted inlet, ducted outlet. Ratings include the effect of duct end correction.

## Accessories



### **Ducting Fixing Clamps**

- worm drive flexible duct connection clips of various diameters.

Type	Diameter (mm)
125	80 – 125
215	125 – 215
250	125 – 250
315	200 – 315



### **Reducers**

- Plastic sections for the connection of two ducts of different duct diameters.

Type	Diameter 1 (mm)	Diameter 2 (mm)
100/80	100	80
125/100	125	100
150/125	150	125



### **Duct Joining Pieces**

- Steel sheet pieces allowing the connection of two ducts of the same duct diameter.

Type	Diameter (mm)
100	100
125	125
160	160
200	200
250	250
315	315

The company is always improving and developing its products, therefore the company reserves the right of making changes to the illustrated products. Certified dimension can be provided upon request.